

PLAYFUL WALKS

FOR YOUNG AND OLD

Vauvert



Visiting,
walking,
having fun !



Office de Tourisme Cœur de Petite
Camargue
Place Ernest Renan
30600 VAUVERT
Tel: 04 66 88 28 52
www.coeurdepeticamargue.fr

Intermediate



3,1 km

1h30

Vauvert

Start: Tourist Office

GPS: 43.690999N / 4.273180E

Roadmap

Be careful with your children, especially in non-pedestrian areas. The course is carried out under your full responsibility. Randoland and the Tourist Office are not responsible in the event of an accident.

Start the walk in front of the Tourist Office. When leaving the Tourist Office, turn right into rue Voltaire. After the crossing with the rue de la République, continue straight ahead to observe the town hall on your right **1**.

Continue straight on in the rue des Juifs and then, at n°50, observe the sculpture above the door **2**.

Follow the street until you reach number 17, observe the door header **3**.

At the end of rue des Juifs, turn right into rue de Milan. Keep straight on in the rue de la Barre and then straight on again in the chemin du Grès. At the top of this road, look for the signs on your left **4**.

Turn left into rue Charles-de-Gaulle and then, at the end of this street, turn left into rue Leconte de Lisle. Walk down the whole street, at the crossroads with rue Barbès, turn right and immediately to the left to go up

into the park through the Porte des Tefles. Climb to the top of the park to observe the panorama and the orientation table **5**.

With your back to the orientation table, go straight out of the park through the gate of the Valentin arenas. After leaving the park, turn left into rue du Castellat and stay left, continue to walk down rue Posquières. At the end of the street look for the church on your left **6**.

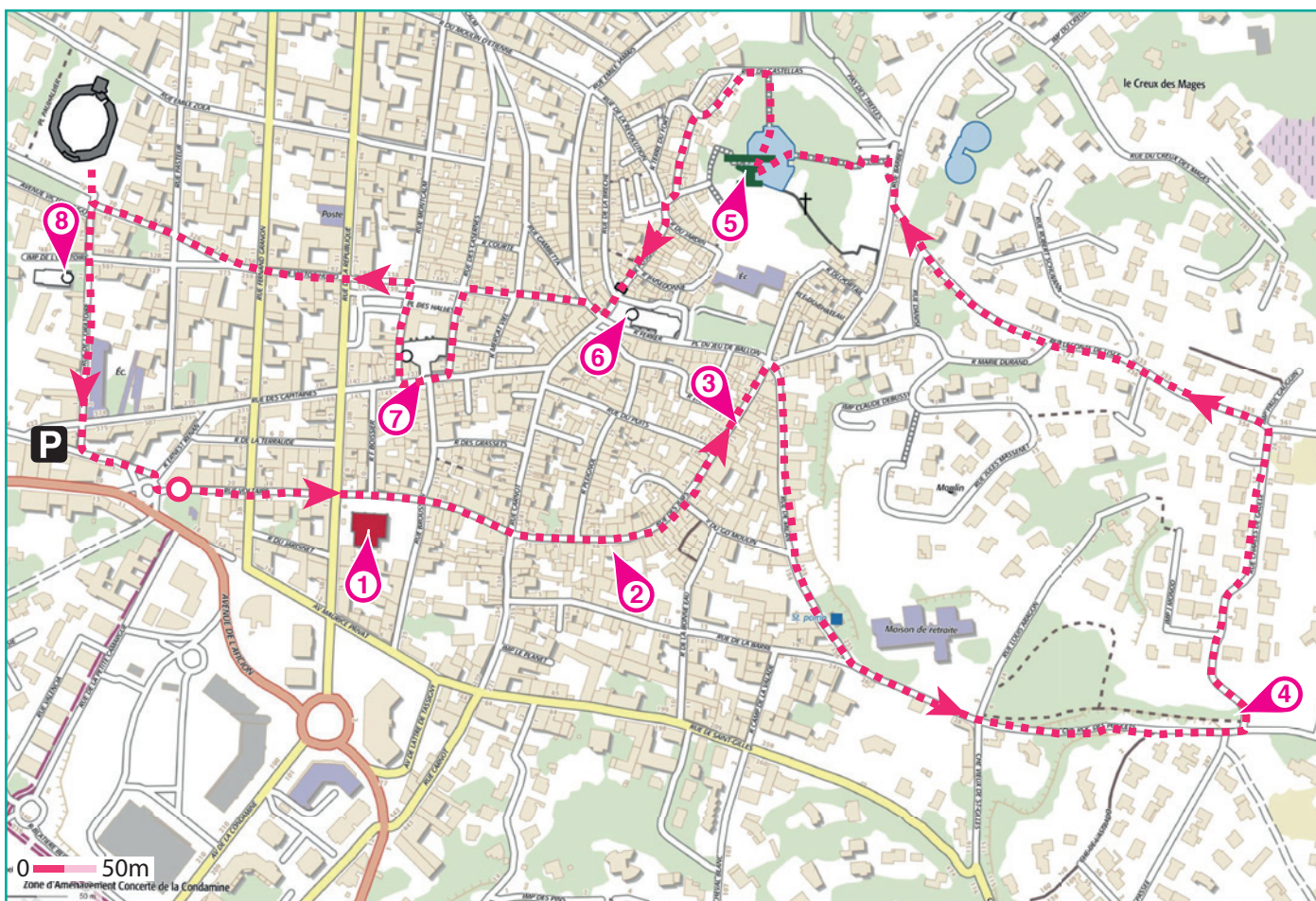
With your back to the church, go straight ahead in rue Victor Hugo then at the crossroads with rue des Casernes turn left. At the end of the street turn right to observe the huge temple on your right **7**.

Take the first street on the right to reach Rue Victor Hugo and turn left on it. At the war memorial, stay to the right and continue straight ahead to observe the arenas. Go back and take the rue de l'Oratoire to observe the temple of the

Oratory **8**.

Continue straight on, at the end of the street turn left to return to your starting point.


End of the walk.



Inspector Rando (on the left of the labyrinth) goes for a walk. But where is he heading?
 Make your way using the information on the back of this page. Whenever the inspector Rando finds a candy in his way, color, in order, the frame at the bottom of the page.

Be careful, he must never go back.

At the end of the process, note in the answer box the number of colored candies.
 You can check your answer at the Tourist Office or on the website www.randoland.fr



You can go to the Tourist Office or visit www.randoland.fr to check your answer (Quiz code 3034101P).

1 2 3 4 5 6 7 8 9 10

Your answer



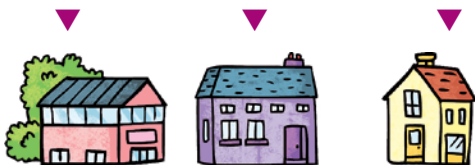
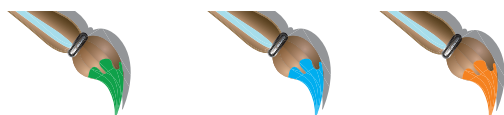
1 The Town Hall

Which drawing corresponds to the clock of the town hall
You will discover the first stop of the Inspector Rando walk.



2 Rue des Juifs, n° 50

Which paintbrush was used to decorate this facade?



3 Rue des Juifs, n° 17

Which design corresponds to the shape that is engraved on the door header above the door?



4 Chemin du Grès, the panels

Which labels correspond to the word written in green at the top of the large information panel?



5 The orientation table

Which picture was taken from here?




6 The church

What is engraved several times above the church entrance door?



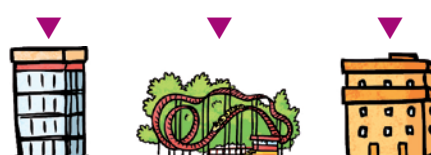
7 The temple

How many round columns do you count at the entrance of the temple?



8 The Temple of the Oratory

Which design corresponds to the one engraved above the door?





Vauvert

RIDDLE

As soon as we got interested in the history of Vauvert we realize that this place was called differently until the middle of the 14th century (the 1300s). It then disappears, to give way to its current name. The origin of the name Vauvert is easily explained. In the Middle Ages, there was a church dedicated to the Virgin Mary. It was commonly called, in French, "Notre Dame du Val-vert". The writing and pronunciation of the words having evolved over time (the Ls change into Us), it is proven that it is this sanctuary that gave the current name to the town.

By answering the questions of the Rando inspector, will you be able to identify the old name of the area ?



You have the plan below. At the location of the numbered dots, read the instructions that will help you solve the main enigma. At the end of your walk, go to the Tourist Office or visit www.randoland.fr to check your answer.





For all the activities in this sheet, report in the table at the bottom of the page the answers found in the corresponding numbers.

1 The Town Hall


Friends are debating the town hall :
AMBRE : The motto « Liberty, Equality, Fraternity » is engraved on the facade and the clock is square.
PABLO : The clock is round and there are seven windows on the first floor.
LILAS : The town hall has four floors and a bell is fixed on the roof.

Write the first name of the one who is right in the grid.



2 Rue des Juifs, n° 50

What mixture of colors was used to paint this facade ?



JORDAN **CÉCILE** **YOUNES**

Note, in the grid, the first name of the person who chose the right mixture.

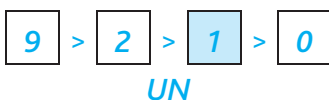
3 Rue des Juifs, n° 17

A year is engraved above the door. Sort in decreasing order (from the largest to the smallest), all the numbers that make it up.



Write the number of the **blue** box, in letters, in the grid. Make sure to translate it to French before writing it down.

Ex. : 2019



4 Chemin du Grès, the panels

Look for the small panel, near the tree that has been planted, to celebrate the 20th anniversary of the inscription of the Camino de Compostela on the UNESCO World Heritage List. What species of tree is it ?
Write your answer in the grid.

5 The orientation table

Which picture was taken from this point of view ?



JASMINE **DIMITRI** **QUENTIN**

Put the first name of the person who chose the right picture in the grid.

6 The church

Observe the church carefully and answer this question: « I am the geometrical form that can be seen six times above the church entrance door. Who am I ? »

Write your answer, in letters, in the grid. Make sure that your first translate it to French.

7 The temple

How many round columns do you count at the entrance of the temple ? Add 3 to your answer.

Write your answer, in letters, in the grid. Make sure to translate your answer in French before writing it down.

8 The Temple of the Oratory

A bible with inscriptions is carved above the door of this temple. Which word in French begins with the 16th letter of the alphabet ?

Write your answer in the grid.

Answer grid

Circuit n°3034101M

1 >	pink				
2 >			purple		
3 >			yellow		
4 >					grey
5 >	green				
6 >			blue		
7 >		red			
8 >					orange



Put the letters in order in the colored boxes to find the old name of Vauvert

Your answer :



Vauvert

RIDDLE

The presence of Jews in Vauvert and the reputation of the rabbinical school are a major fact in the history of the town. The fame is mainly due to the rabbi of the city who was recognized throughout the Jewish world of the time (the Mediterranean basin and Europe), for the interpretation of sacred texts. Whenever there was a question, disagreement or problem of interpretation, his opinion was decisive. He was consulted by people who came from beyond the borders of the kingdom. In addition, he provided remarkable spiritual teaching, and in this context, he received students and scholars from all over Europe. He founded a Talmudic school, famous at the time throughout Europe.

Can you find, in the list below, the name of this spiritual master who made the city famous in the Middle Ages ?



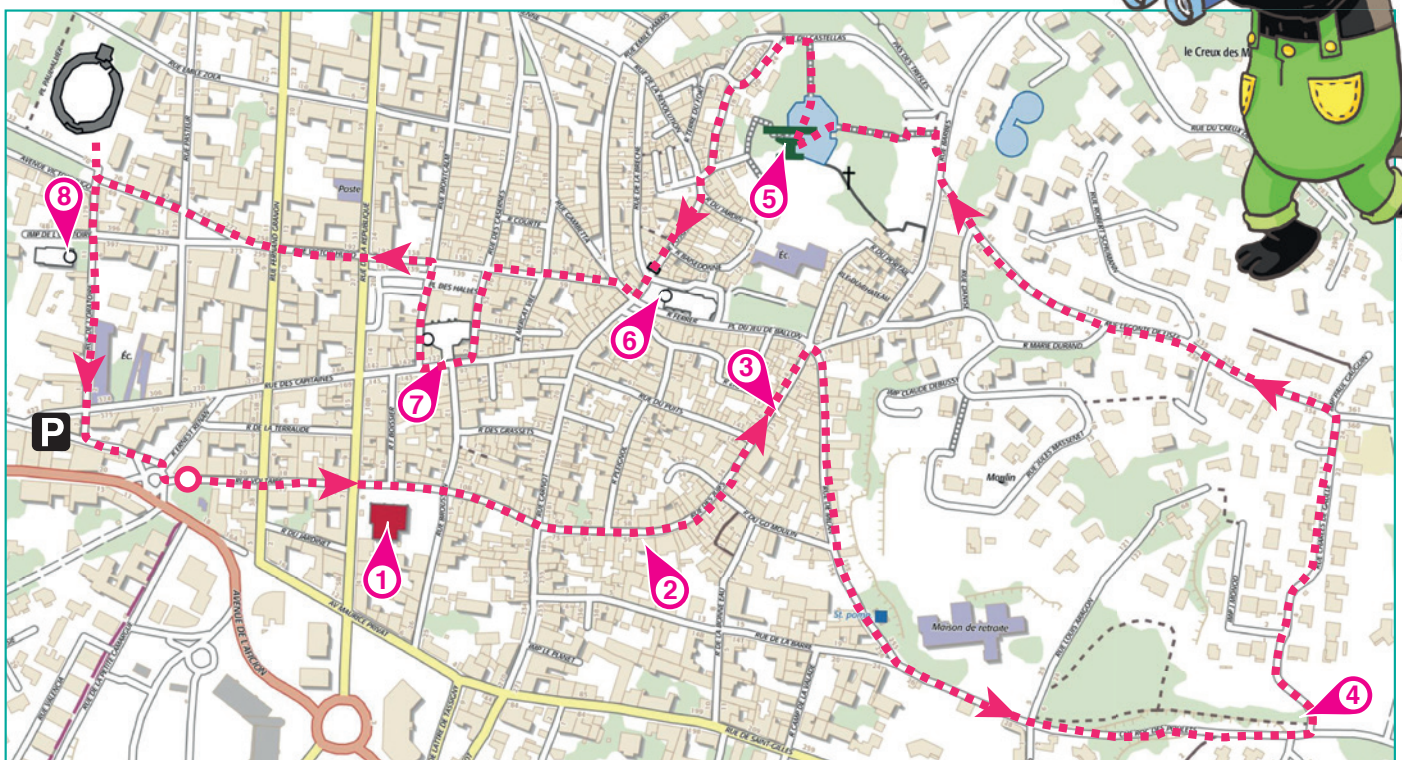
LIST OF RABBIS

- ▶ Moshe HANAKDAN born in 1200 in Alés
- ▶ David KIMHI born in 1106 in Agnac
- ▶ Rabbenou TAM born in 1184 in Arles
- ▶ Isaac BEN KAPRUN born in 1057 in Avignon
- ▶ Abraham BEN DAVID born in 1125 in Narbonne
- ▶ Joseph BEN JOHANAN born in 1300 in Cavillon
- ▶ Jacob DE LUNEL born in 1359 in Lyon
- ▶ Nathan BEN MEÏR born in 923 in Nîmes
- ▶ Samuel BEN HOFNI born in 1100 in Mauguio

Dates and characters have been invented.

You have the plan below. At the location of the numbered dots, read the instructions that will allow you to solve the main riddle.

At the end of your walk, go to the Tourist Office or to www.randoland.fr to check your answer.





When passing in front of each of the indications, carefully read the information provided. They will allow you to solve the questions on the back of this page.

1 The Town Hall

Here are descriptions of the town hall. It's up to you to decode them:

NOËL : Teh clcok is ocatgnalo.

ZAK : Terhe rea seevn winodws on teh frist folor.

The first name of only one of the rabbis on the list rhymes with the first name of the one who is telling the truth. He is not the one you are looking for. Cross it off quickly!

2 Rue des Juifs, n° 50

Which photograph corresponds to a detail of this facade ?



600 × 2



2600 ÷ 2



550 × 2

Solve the task noted under the right picture.

Only one of the rabbis on the list was born the same year as your result. He is not yet the one you are looking for. You can cross it off.

3 Rue des Juifs, n° 17

A year is engraved above the door. Sum up all the numbers in it together.

Ex. : 2019 = 2 + 0 + 1 + 9 = 12

Which target corresponds to your result ?



SAMUEL



JOSEPH



ISAAC

The rabbi being sought is not named after the one who achieved the right target.

4 Chemin du Grès, the panels

On the large information panel, copy the letters corresponding to the following code in the first paragraph :

the green number indicates **the line number**
the blue number indicates **the position of the letter** in the line

Ex. : 3 - 4 D

1 - 2 ; 2 - 5 ; 6 - 7 ; 4 - 3 ; 2 - 7

The wanted rabbi was not born in the city found with this code.

5 The orientation table

What picture was taken from this point of view ?



14



10



13

Replace the number under the correct photo with the letter of the corresponding alphabet.

The first name of the rabbi you are looking for is not the same as your answer.

6 The church

How many bells do you see at the top of the church ?

The number of the hundreds, of the year of birth of the wanted rabbi, is not the same as your answer.



7 The temple

How many round columns do you count at the entrance of the temple ?

The year of birth of the wanted rabbi does not end with your answer.

8 The Temple of the Oratory

A bible with inscriptions is carved above the door of this temple. Which word contains 7 letters? Fill in the letters of your answer in alphabetical order in the grid below.



Ex. : HEROS = EHORS

The city where the wanted rabbi was born does not start with the same letter as in the blue box.

Circuit n° 3034101G

You should have found the name of the rabbi who made the reputation of Vauvert .

Your answer:

You can check your answer at the Tourist Office or on the website www.randoland.fr